


THE AFFORDABLE
SOLUTION FOR
2D & 3D CAD
AND SIMPLE
CNC MACHINING JOBS



v26 **MILL** EXPRESS

2D & 3D CAD-CAM SOFTWARE

BobCAD-CAM ™



EXPERIENCE THE **POWER**

“Just had the software for a couple of weeks, so far its been great. Easy to learn, especially with the very well made tutorials.”

-D.V. DV Tech, Perris, CA

The BobCAD-CAM Mill Express software combines the power of 2D and 3D CAD with the power of CNC machining wizards that are easy-to-use to get common machining jobs programmed quickly. Our Mill Express software is an excellent choice for the hobbyist or home shop machinist due to the large volume of machining capabilities available yet at an affordable cost.

You will find the system is easy to learn. It features an intuitive software interface offering customizable toolbars, on-the-fly geometry editing capabilities, and much more. For CAD, you can import most of the common file types in use today. The CAM Tree Manager allows you full control over your job, including allowing you to save and reload machining features, saving you time.

You may expand the Mill Express package with the addition of integrated add on options or by upgrading to the more powerful and full featured version of our products, such as 3 Axis Standard, PRO, and Multiaxis software. This way, your system can grow as your needs grow, protecting your investment.

CAD 2D & 3D

CAPABILITIES


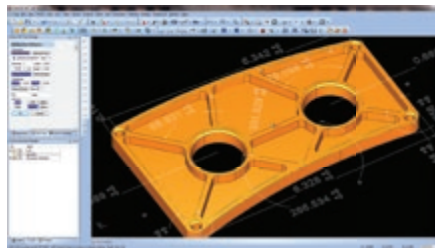
BobCAD-CAM v26 is a complete 2D and 3D hybrid modeling system, providing you with a wide range of design utilities for creating simple or complex part models. Our easy-to-use, intuitive CAD interface allows you to quickly design parts from start to finish. The software provides customizable toolbars so you can quickly access frequently used drawing features, create shortcuts, and set up the interface so you are working the way your prefer to design your parts.

Verify geometry and edit your drawings on-the-fly by using a wide range of simple CAD features. Whether you import the CAD file or create it in BobCAD-CAM, you have the ability to create part prints with full dimensions.

"It's powerful enough for your mold designs and easy enough for your weekend projects."

CAD FILE IMPORTS

- CAD - Legacy BobCAD-CAM
- DXF - AutoCAD
- DWG - AutoCAD
- STEP, STP - Step
- IGES, IGS - Iges
- SAT - ACIS
- 3DM - Rhino
- X_T - Parasolids
- X_B - Parasolids
- SLDPRT - SolidWorks
- BBCD - BobCAD-CAM
- STL - Stereo Lithography



FEATURES INCLUDE

- Snap Point Selection
- Selection Tools & Selection Mask
- Drawing Tools - Line, Arcs, Splines
- Rotate, Translate, & Copy
- 3D Solid Modeling Tools
- Boolean Operations
- Surfacing Tools
- Solid Model Shaded View
- Part Dimensioning
- Layer Manager
- User Coordinate System (UCS)
- Trim & Extend
- 3D Surface Edge Extraction
- Stitch & Un-Stitch Surfaces
- Multiple View Windows
- Clean Up & Optimize / Erase Double Entities
- Hole Patterns
- Text Vectorization
- Font & Text Manipulation Tools
- Surfaces Creation Tools
- Unlimited Undo/Redo, Cut, Copy & Paste
- Customizable Toolbars & Hot Key Commands



FEATURING

DYNAMIC MACHINING STRATEGIES™

With v26 CAD/CAM software, BobCAD-CAM offers a new, unique concept in CAM technology - Dynamic Machining Strategies™. DMS™ functionality allows users to apply any number of machining operations to a single CAD model feature, as well as allows on-the-fly editing of these operations. The result saves time, since users do not need to re-pick geometry over and over again to apply an operation. All DMS operations are wizard-driven to increase efficiency while giving users high quality toolpaths for CAM. This ability cannot be found anywhere else in the CAM industry for the price.

In the past, machining strategies have been fixed based on the types of operations available. With v26, BobCAD-CAM has moved to support multiple, dynamic operations via DMS on a feature level. A "feature", by definition, is part of the CAD model and pertains to the geometry. When a model is loaded, users may choose any combination of machining operations to machine for one feature. For example, if you want to drill a hole, you may need to use a smaller drill to predrill. With v26, there is no need to edit the Tool Pattern to add the predrill hole; you simply add another drill operation to the hole "feature". This concept is the heart of DMS.

DMS provides improvement for 3, 4 & 5 axis machining. For example, you may add several finish passes simply by adding more operations to the feature. Operations do not share parameters, allowing independent control over each operation. For example, you can have your finish operations start in a different location than your roughing operations without using multiple features.

Ultimately, DMS provides users more flexibility and control in employing machining strategies for each job. All of our CAD/CAM systems come in 32 & 64-bit versions to take advantage of your hardware resources and allow you to create efficient toolpaths.

POWERFUL FEATURES

CAM Tree – supports multiple jobs in one CAM Tree; allows user to simply copy and paste machining features inside the CAM Tree, making it easy to add pre-defined machining features to jobs

Job Selection Wizard – helps you create and start a job based on your requirements

Customizable Setup Sheets – Setup Sheets can now be generated and handed off to the CNC operator, providing all the data needed to get an overview of the program. Information such as tool lists, program, stock, material, and operation data, are all available through an HTML report

Customizable Posting for Machining Order – Customize your posted G-Code via an operation list; post by tool, by feature, or by whatever order you choose

Dynamic Machining Strategies – Choose the type of CAD feature that you want to machine with any combination of machining operations per feature

Tool Patterns for multiple machining strategies within one operation – Supports earlier version tool patterns as well as gives the user the ability to adjust default operations through tool patterns

Enhanced Thread Milling – supports multiple holes or boss locations on the part model

Customizable Starting Points for Machining – allows the user complete control of starting points within a feature (i.e. multiple starting points for multiple finishing passes)

Enhanced Toolpath Patterning - create multiple tool patterns within a single operation, feature, index system or machine setup

MILL EXPRESS

V26

CAM CAPABILITIES

G-Code

- Horizontal and Vertical Mills
- Routers
- Lasers
- Plasma Cutters
- Waterjet

Drilling

- Center Drill
- Hole
- Tapping
- Bore
- Ream
- Counterbore

CAM

- Job Setup Wizard
- CAM Tree
- Customizable Setup Sheets
- Tool Crib
- Stock Wizard (rectangular stock only)
- Single Machine Setup
- Material Library
- Material Speed & Feed Library
- Tool Holder Library
- Tool Database
- Customizable Post Processing
- 2D Machining Based on 3D Models
- 3D Simulation
- Cycle Time Calculations
- Machined Part Deviation Analysis
- Work Offset Selection
- Coolant Selection
- Sub Program Output
- G-Code Editor
- RS232 / DNC Communications
- Laser, Plasma, & Waterjet Toolpath Specific Tools

2.5 Axis Toolpath

- Profiling
- Pocketing
- High Speed Pocketing
- Engraving
- Chamfering
- Thread Milling
- Plunge Roughing
- Facing

3 Axis Toolpath

- 3 Axis Planar

PRODUCTIVITY & SUPPORT

In addition to the many CAD/CAM features found in V26, our software includes features that can only be found on systems costing thousands more. Our simulation software simulates actual machine movements based on tool length, diameter, arbor and holder. Standard reporting tools include reporting for operations, run time, feed and rapid move length and stock left over. Simulation gives you a complete view of how your part will be machined and identifies if any tool path features need to be added or adjusted. This allows even the most novice user the confidence to complete their programming and move on to the next project. Also included is RS-232 communication for transferring your CNC files to the machine controller.

TECHNICAL SUPPORT


With technical support services from BobCAD-CAM, you're never on your own. We're committed to your success long after your system purchase. Our technical support experts will help ensure smooth operation of your BobCAD-CAM applications day in and day out. As a support benefit, we also offer a professional webinar series covering hundreds of CAD/CAM topics to help you get up to speed with our software.

FLEXIBLE TRAINING OPTIONS:

- Online training with a LIVE instructor
- Face-to-face onsite training at your location
- Instructor led in-house training at our Clearwater, FL headquarters
- Weekly training seminars held across the USA
- FREE Lessons available online and via industry forums
- Certification offered for completed training in BobCAD-CAM software

CUSTOMER SERVICE AND TECHNICAL SUPPORT:

- Live tech support: 8AM - 7PM, EST M-F
- Online documentation available 24/7
- BobCAD LIVE is a support function that runs within the BobCAD software
- Industry forums provide access to thousands of BobCAD-CAM users and help tips and tricks



BobCAD-CAM, Inc.

As a worldwide leader in developing innovative solutions for CNC part programming, BobCAD-CAM remains at the forefront in providing both small and large shops with powerful and affordable CAD/CAM products. BobCAD-CAM software delivers cutting-edge CAD/CAM technology for shops looking for an affordable solution in toolpath and G-code programming.

SYSTEM REQUIREMENTS

Windows (Minimum)

- 1GB RAM
- 128 MB Graphics Adapter*
- Intel® or AMD® Processors**
- 2GHz Processor
- Windows Vista or Windows 7

Windows (Recommended)

- 6GB RAM or more
- 1GB Graphics Adapter*
- Intel® or AMD® Processors**
- 2+GHz Processor (Multi-core)
- Windows 7 x64

Recommended Vs. Minimum:

The minimum specifications shown mean that BobCAD-CAM software will open and work, however, the minimum requirements do not gauge performance and stability. For BobCAD-CAM to perform reliably at its best, it is highly recommended to meet or exceed the recommended specifications.


Note: Although initial testing has shown that BobCAD-CAM V26 runs on Windows XP SP3, Windows XP is no longer officially supported.

*BobCAD-CAM's stability is dependent on the graphics card ability to process information. Integrated memory graphics cards may work but are not recommended.

ATI® or NVIDIA® graphics cards with dedicated memory are recommended. The graphics card's software driver must be updated to the current software drivers released by the graphics card manufacturer.

**BobCAD-CAM is not supported on Apple Macintosh® -based machines. Some customers have shown success in running BobCAD-CAM in a Virtual Windows environment on Mac computers using Boot Camp. While the end user may choose to run Windows on a MAC®, this is not supported by BobCAD-CAM Inc.

EXPAND YOUR CAPABILITIES!



BobCAD-CAM UK

Office 3
Evans Business Centre
Dane St, Rochdale OL12 6XB
Contact: Peter Gillespie

TEL: 01706 861717 MOB: 07775 860661